

## Objective 103.01

Understand concepts used to create digital graphics.



## Part One : Elements of Design

Course Weight : 15%



**ExplorNet CareerTech**

*from The Centers for Quality Teaching and Learning*





# Elements of Design

## The Elements of Design :

- ✓ Color
- ✓ Line
- ✓ Shape
- ✓ Texture





# Elements of Design

## Color

- ✓ Helps identify objects in a design
- ✓ Creates visual flow in a design
- ✓ Communicates feelings and moods to the audience or viewer
- ✓ Consists of hue, saturation, and brightness



# Elements of Design

## Color (continued)

particular colors in a design can communicate certain moods and feelings to the audience

**RED** - excitement, anger,  
danger, love

**BLUE** - calm, sadness,  
serenity

**GREEN** - envy, luck,  
peacefulness

**YELLOW** - cowardice, sympathy  
cheerfulness

**ORANGE** - liveliness, energy  
warmth

**PURPLE** - royalty, dignity  
mystery

**BLACK** - mourning, despair  
sophistication

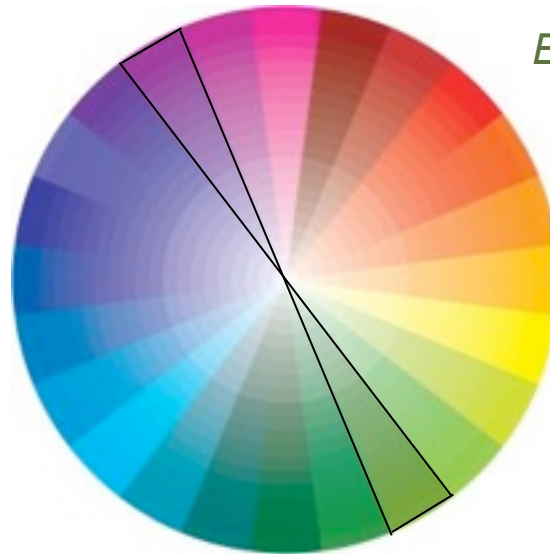
**WHITE** - innocence, purity,  
faith



# Elements of Design

## Color (continued)

colors across from each other on the color wheel work well together when used in a design and are referred to **Complementary Colors**



*Example : Purple and Green*



# Elements of Design

## Color (continued)

**HUE** - the name given to a color

within a particular hue, a variety of individual colors can be created by changing saturation and brightness



# Elements of Design


## Color (continued)

**SATURATION** - the amount of hue used in a particular color

Example : PURPLE



Less saturated with the purple hue



More saturated with the purple hue



# Elements of Design

## Color (continued)

**BRIGHTNESS** - how light or dark a color appears; adding black or white changes a color's brightness

Example : GREEN



Bright Green (white added to a green hue)



Dark Green (black added to green hue)







# Elements of Design


## Lines

- ✓ Give direction to a design
- ✓ Create movement in a design
- ✓ Thick lines show importance, thin lines demonstrate quick movement
- ✓ Could be vertical, horizontal, diagonal, or curved lines



# Elements of Design

## Lines (continued)



### VERTICAL LINES

- carry eye up and down
- convey a feeling of awe or challenge



### HORIZONTAL LINES

- carry eye left and right
- convey a feeling of calm or peacefulness



### DIAGONAL LINES

- slanted
- add interest to a design



### CURVED LINES

- gently bent
- give a soft, relaxed feel to a design



## Shape

- ✓ The form of an object
- ✓ When lines enclose a space
- ✓ Can be used to help identify objects  
*example : circle = sun, oval = egg*
- ✓ Three basic shape types :  
circle, square, triangle



## Texture

- ✓ Combination of dots, lines, and colors used create the illusion of a surface appearance
- ✓ Adds depth and dimension to a design

